

CUSTOMER REFERENCE
LINOLEUM ETRUSCO

Sample description as provided by customer

Order No. JC

Linoleum Homogenous floor covering, made by one single layer calendared on Jute backing Thickness 2.5 mm

TEST METHOD ISO 9239-1(2010 06-15) Determination of the Burning Behaviour using a radiant heat source As required by the New Zealand Building Code Clause C3.4 (b) (April 2012)

The test values relate to the behaviour of the test specimens of a product under the particular conditions of the test, they are not intended to be the sole criterion for assessing the potential fire hazard of the product. Clause 10 (o) of ISO 9239-1:2010.

Conditioning as specified in BS EN 13238.2001

Sample submitted Date Oct 2016

Test Date 06 Oct 2016

ASSEMBLY SYSTEM: DIRECT STICK (Details Below).

The floor covering was directly stuck to the substrate using LINOLEUM adhesive.

Substrate: Non-Combustible

Substrate - 6mm Fibre Reinforced Cement Board to simulate a Non-Combustible Flooring.

The Holding Torque on Specimen Frame was 2Nm.



Initial Test Specimen 1 Length Direction Critical Radiant Flux 5.8 kW/m²
Specimen 1 Width Direction Critical Radiant Flux 4.1 kW/m²
Full tests carried out in the Width Direction

SPECIMEN	Width #1	Width #2	Width #3	Mean
Critical Radiant Flux (kW/m ²)	4.1	5.8	6.2	5.4

The value quoted below is as required by the New Zealand Building Code Clause C3.4 (b) (April 2012) "Minimum critical radiant flux when tested to ISO 9239-1:2010". Hence the Radiant Flux quoted is the value at Flame-Out/Extinguishment Not after a 30 minute burn as used in Europe.

MEAN CRITICAL RADIANT FLUX 5.4 kW/m²

OBSERVATIONS: The samples shrunk away from the heat source, ignited and burnt a relatively short distance.

 ACCREDITED FOR TECHNICAL COMPETENCE	M. B. Webb Technical Manager	
	DATE: 06 Oct 2016	
	Performance & Approvals Testing No. 15393	
	Accredited for compliance with ISO/IEC 17025.	

PAGE 1 of 2

Clause 10 (o) of ISO 9239-1:2010

The values on Page 2 have no relevance to the Code.

1004 04 09



TIME FOR EACH SPECIMEN TO REACH EACH MARKER IN SECONDS

Specimen	50	60	110	160	210	260	310	360	410	460	510	560	610	660	710	760	810	860
1	227	229	346	492	583	670	959	1124	1582	/								
2	220	221	344	484	569	725	1003	1105	/									
3	231	232	404	519	638	842	1259	/										

TESTS

BURNING CHARACTERISTICS

Specimen	Burn Length (mm) at Flame Out/ Extinguishment	Time To Burn Out (s)
Initial Test: Length	360	1,862
Specimen Tests: Width		
1	450	2,097
2	360	1,208
3	340	1,517
Mean	383	1,607

M. B. Webb
 Technical Manager

DATE: 06 Oct 2016

Performance and Approvals
 Testing No. 15393
 Accredited for compliance
 with ISO/IEC 17025.

The laboratory does not allow the use of this page of the report without the use of page 1.
 This page alone has no validity under Clause 10 (o) of ISO 9239-1:2010
 2004 04 09 15008 7 October 2016